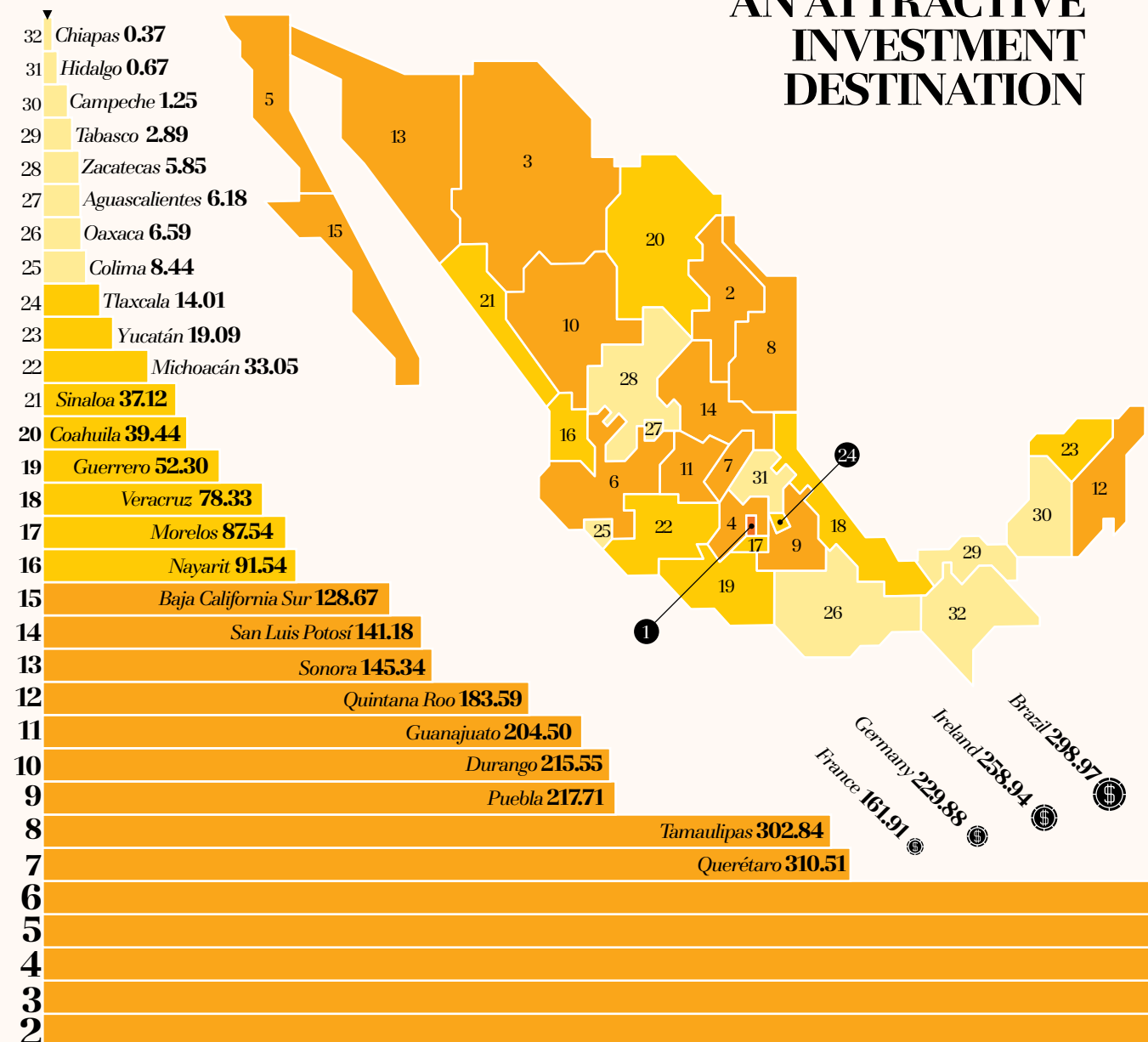


# MEXICO, AN ATTRACTIVE INVESTMENT DESTINATION

FDI BY STATE  
DURING 2011  
(million USD)

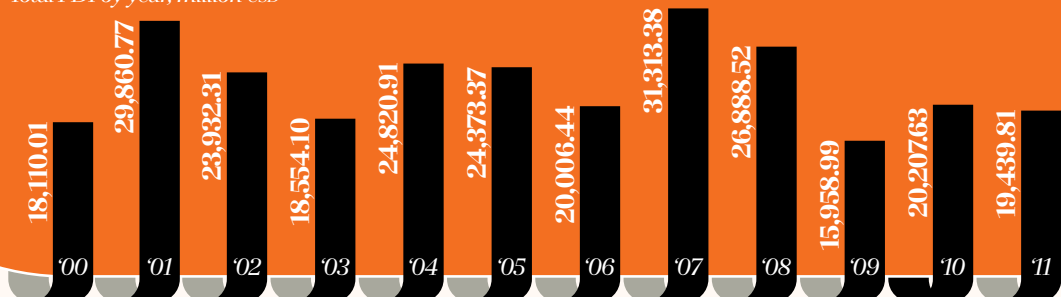


France 161.91  
Germany 229.88  
Ireland 258.94  
Brazil 298.97

1

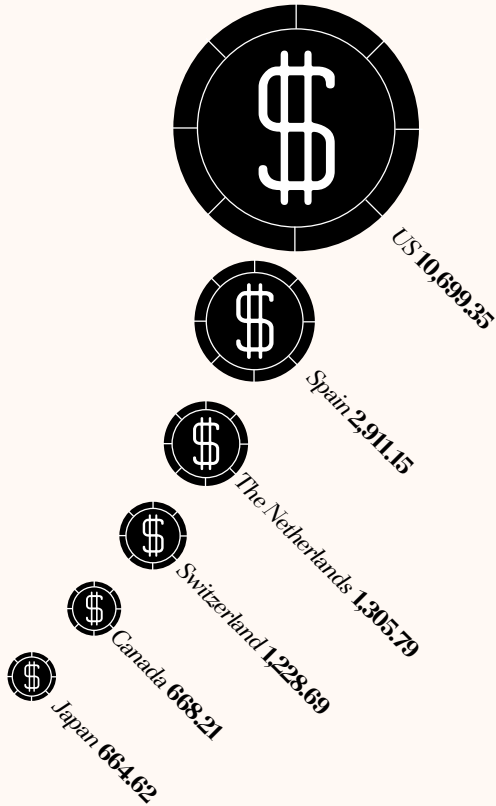
## FOREIGN DIRECT INVESTMENT IN MEXICO

Total FDI by year, million USD



## TOP 10 INVESTOR COUNTRIES

FDI in Mexico by origin during 2011 (million USD)



Jalisco **508.50**

Baja California **599.47**

Estado de México **622.52**

Chihuahua **884.19**

Nuevo León **924.97**

Distrito Federal  
**13,565.60**

## WHERE DOES FDI GO?

FDI in Mexico by sector during 2011 (million USD)

Manufacturing	<b>8,572.0</b>
Finance and Insurance	<b>3,504.2</b>
Construction	<b>1,239.5</b>
Information	<b>1,110.8</b>
Wholesale Trade	<b>1,077.6</b>
Mining, Quarrying, and Oil and Gas Extraction	<b>829.9</b>
Retail Trade	<b>775.8</b>
Real Estate and Rental and Leasing	<b>726.0</b>
Professional, Scientific and Technical Services	<b>616.7</b>
Accommodation and Food Services	<b>600.5</b>
Transportation and Warehousing	<b>252.9</b>
Utilities	<b>218.8</b>
Management of Companies and Enterprises	<b>155.8</b>
Arts, Entertainment and Recreation	<b>75.9</b>
Other Services (except Public Administration)	<b>70.7</b>
Administrative Support, Waste Management and Remediation Services	<b>27.1</b>
Agriculture, Forestry, Fishing and Hunting	<b>16.8</b>
Educational Services	<b>3.7</b>
Health Care and Social Assistance	<b>2.5</b>